

# FIP-500 fiber inspection scope

AI-POWERED AUTOMATED MULTI-FIBER, SINGLE-FIBER AND DUPLEX CONNECTOR INSPECTION

■ First AI-powered inspection in the industry for single-fiber, multi-fiber, and duplex connectors, with the most reliable results. Self-contained, fully automated tool for zero-button testing all day without the need to recharge batteries or offload results.

## KEY FEATURES AND BENEFITS

Artificial intelligence-powered analysis for even more accuracy

Best-in-class optical performance for accurate and repeatable results

Zero-button inspection: 100% automated from inserting the probe to saving test results (auto-detect, auto-brightness, auto-focus, auto-center, auto-capture, auto-analysis, auto-save and auto-reset)

Fastest inspection in the industry: connect to MPO 12 fiber, analyze and save test results in less than 10 seconds, and the capability to select and inspect active fibers only for even faster results

Automatic detection of MPO connector layout up to 4 rows of 8/12/16/24 fibers

Automated threshold adjustment with SmarTips

Wide array of adapter tips for single-fiber, multi-fiber and duplex connectors (e.g., SN-MT, MMC, LC, SC, ST, MPO, OptiTap®, OptiTip®)

Smartphone-grade 2.4-inch color touchscreen

Quick-connect design: quarter-turn click for switching between any tips

On-board connector endface analysis (as per IEC standards)

Test all day without any interruption:

- Long-lasting battery
- Stores up test results locally - 2000 (MPO-12) or 10 000 (single-fiber)

Job management and reporting via EXFO Exchange platform

Compatible with FIPT-400 tips<sup>a</sup>



COMPATIBLE WITH  
**EXchange**

2021  
4.5 **LIGHTWAVE**  
INNOVATION  
REVIEWS

2021 DIAMOND TECHNOLOGY REVIEWS  
**BTR**  
BROADBAND TECHNOLOGY REPORT

**ISE** NETWORK  
INNOVATORS'  
AWARDS  
4.5

## APPLICATIONS

Central offices, exchanges and headends

Data centers

Wireless (e.g., 5G, FTTA, DAA, small cells)

Fiber-to-the-home (FTTH)

Military and aerospace

## RELATED ACCESSORIES



Cleaning kits



Product Source International Datacomm  
330 Franklin Turnpike  
Mahwah, NJ 07430  
201.488.6000 Tel  
[www.psitec.com](http://www.psitec.com) / [sales@psitec.com](mailto:sales@psitec.com)

**EXFO**

a. See FIP-500 compatibility with FIPT-400 tips matrix.

## SPOT ON, EVERY TIME

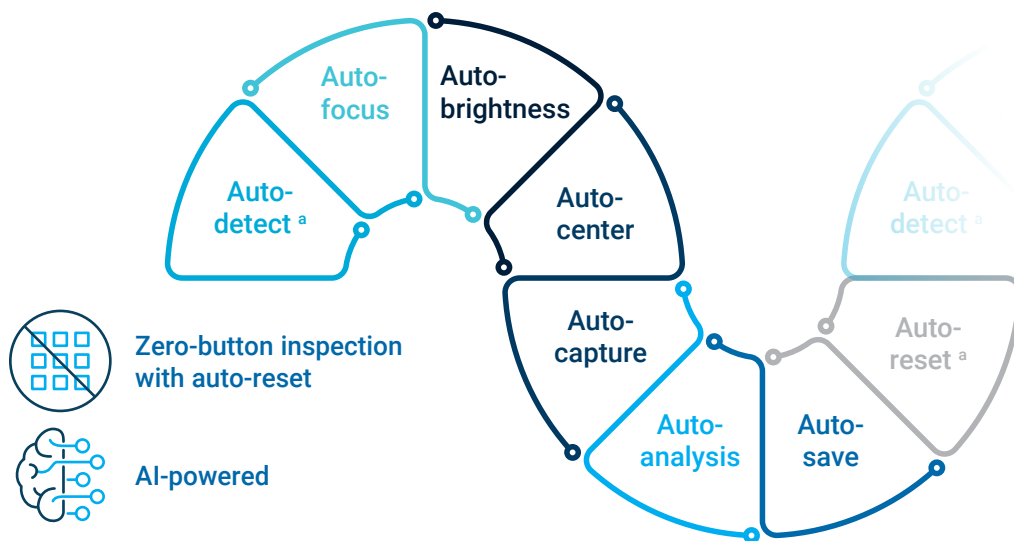
Delivering the most reliable pass/fail results and the first to leverage AI in the industry, the FIP-500 relies on innovative image capture techniques:

- Enhanced illumination technique based on two LEDs.
- Violet LEDs (415 nm light) for better contrast.
- Custom-carved lenses for optimal image quality.
- Dual-core CPU.

This unprecedented visibility of the connector endface translates into optimal accuracy and repeatability.


## FAST MPO INSPECTION

Fully automated, the FIP-500 does everything on its own. It enables a truly zero-button inspection, in record time.



## Inspecting an MPO-12?

Simply insert a connector in the FIP-500 and—within 10 seconds—a pass/fail result is automatically obtained without the need for any settings or further manipulation.



## AUTOMATED THRESHOLD ADJUSTMENTS

A new patented feature in the latest FIP-500 software release allows you to automatically adjust pass/fail thresholds to the type of connector under test simply by tapping a SmarTip on top of the FIP-500! This remarkable level of automation prevents threshold selection mistakes and makes fiber inspection easier than ever!



## LESS HANDLING, MORE DOING



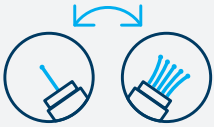
### Smartphone-grade touchscreen

The FIP-500 has an integrated high-quality capacitive color touchscreen designed to be visible in bright sunlight or in dark areas, from any angle.



### Connectivity

The FIP-500 can be connected via Bluetooth®, Wi-Fi and USB-C to a computer or smartphone to share notes.



### Quick-connect tips

Swap tips in a quarter-turn click, a small but life-changing innovation. No loose parts, not a second wasted. Tip switching can be done with one hand, if needed.



### Intuitive GUI

The touchscreen-based GUI is very user-friendly for any technician, regardless of their experience.



### Longer reach

By design, the FIP-500 provides longer reach and better handling for inspection in dense fiber environments or on top of telecom towers.



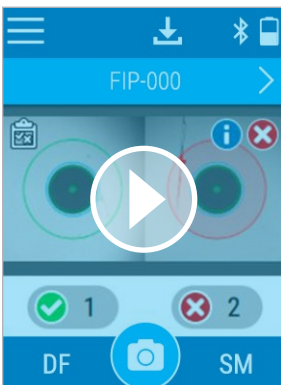
### Integrated flashlight

Integrated flashlight to illuminate the port under inspection.



### Wi-Fi software updates

Wi-Fi connectivity for easy software updates without the need to connect to any external device.



## THE ONLY FIBER INSPECTION SCOPE THAT NATIVELY SUPPORTS DUPLEX CONNECTORS

**An industry first:** Thanks to a patent-pending feature, the FIP-500 supports simultaneous inspection of the two ferrules of duplex connectors such as LC, SN, CS, Q-ODC duplex. Support for more connectors is on the way.

### 50% OF TIME SAVED

- Dual fiber pass/fail view
- Duplex inspection in a single action
- Efficient design: long reach and narrow even for APC applications



## SWIFT AND COMPREHENSIVE REPORTING

Inspection made by the FIP-500 scope can be processed in Exchange and FastReporter post-processing PC software to generate reports free of charge.

**FastReporter**  
Data post-processing software

**EXchange**

## TEST ALL DAY WITH LOTS OF BATTERY LIFE AND MEMORY



### Long battery life

The FIP-500 is powered by a lithium-polymer rechargeable battery which can support a full day of continuous use.



### High storage capacity

With an internal memory that can save up to 2000 MPO test results or 10 000 single-fiber test results, there is no need to stop and offload results. Bluetooth connectivity ensures that results can be shared easily.

These features, added to an ergonomic hand grip, all come together in helping the technician to close jobs all day without any interruption. This battery life and memory space combo is unique in the industry, and will give field teams equipped with the FIP-500 yet another solid advantage on the competition.

## COST OF OWNERSHIP

The FIP-500 was designed to make connector inspection easier, faster, and cheaper, so it pays for itself sooner.



### No training required

Zero-button, fully automated inspection combined to an intuitive GUI makes it easy for any technician to make the most of the FIP-500, without training.



### Fewer tips and no loose parts

By default, the FIP-500 provides a longer reach than regular tips, reducing the overall number of tips that a technician needs to carry around. The simple yet innovative quarter-turn mechanism used to fasten tips means that there are no loose parts that can easily be lost while changing tips.



### Field-replaceable batteries

The battery is field-replaceable, so no need to send it back to the factory when the battery reaches the end of its lifecycle (counted in years).



### Future-proof

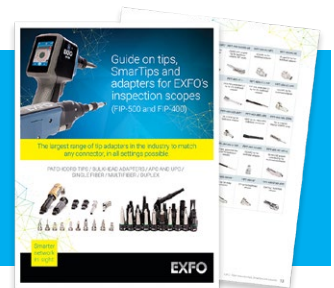
The FIP-500 supports the inspection of MPO connectors with up to 4 rows by default. Regular software updates will enable new features.

## PRINT YOUR OWN BENCHTOP STAND

Scan this QR code to download the CAD files and procedure to print your own support.



For further details about EXFO's fiber inspection tips, browse our [tip guide](#).



## PRODUCT OVERVIEW

- 1 Power button
- 2 Battery status LED
- 3 Optical head (to switch between multi-fiber and single-fiber)
- 4 Interchangeable tip to fit multi-fiber connector
- 5 Trigger (for optional use)
- 6 Dual-function LED:
  - Pass/fail status
  - White flashlight to illuminate the port under inspection
- 7 Quick-connect mechanism to attach optical head and tip
- 8 Touchscreen
- 9 Protective bumper around screen
- 10 Bumper material with texture on the handle to ensure good grip
- 11 Hook for wrist strap
- 12 USB-C recharging port
- 13 Interchangeable tip to fit single-fiber connector





## SHARE TEST RESULTS. BOOST COMPLIANCE. UNLOCK INSIGHTS.

### Cloud-hosted solution for sharing test results and ensuring compliance.

Paired with EXFO's leading test instruments, EXFO Exchange drives an entire ecosystem, while integrating seamlessly with existing operation processes.



## KEY BENEFITS



Automate test results management



Boost compliance and efficiency



Improve collaboration and visibility



Access comprehensive reporting




Unlock insights to see what matters

## SIMPLE SETUP IN THREE STEPS

1

### Create your free EXFO Exchange account

Begin your journey by creating an EXFO Exchange account. Setting up your account is quick and easy.



2

### Install the mobile app

Download the EXFO Exchange app to allow test data from compatible EXFO devices to be uploaded securely to the cloud (free of charge).



For MaxTester and FTB users, install the native app.



3

### Save time and boost efficiency

Once your account created—and the mobile app installed and paired with compatible EXFO devices—all test results will be sent to the cloud. On the web app, you will see field test results from all invited testers.



Get started >



## SPECIFICATIONS

End-to-end inspection and analysis time <sup>a</sup>	MPO-12: 10 s MPO-24: 15 s Single-fiber: 4 s
Field of view	Multi-fiber: 2.03 mm × 5.16 mm Single-fiber: 0.75 mm × 0.75 mm
Pass/fail analysis	IEC 61300-3-35 ED.3(2022) <sup>b</sup> , IEC 61300-3-35 (2015), user-set criteria
Camera sensor	2 sensors of 5 megapixels
Light source	2 violet LEDs at 415 ±15 nm
Lighting technique	Coaxial, pulsed
Display	2.4 in IPS color LCD 166 dpi + capacitive touchscreen
CPU	1.4 GHz dual core
Connectivity	Bluetooth®, Wi-Fi and USB-C
Battery type	Lithium-ion polymer (Li-Po) rechargeable battery
Autonomy	11 hours <sup>c</sup>
Connector	USB-C
Local storage capability	10 000 single-fiber connectors measurements or 5000 duplex-fiber connectors measurements or 2000 multi-fiber connectors (MPO 12) measurements The available memory for storage is 1.2 GB (on the entire system's 2 GB)

## GENERAL SPECIFICATIONS

Size (H × W × D)	196 mm × 230 mm × 59 mm (7 <sup>3</sup> / <sub>4</sub> in × 9 <sup>1</sup> / <sub>16</sub> in × 2 <sup>5</sup> / <sub>16</sub> in)
Reach <sup>d</sup>	99 mm (3 <sup>15</sup> / <sub>16</sub> in)
Weight <sup>e</sup>	580 g (1.28 lb)
Temperature	Operating: -10 °C to 40 °C (14 °F to 104 °F) Storage: -20 °C to 60 °C (-4 °F to 140 °F)
Humidity range	0 % to 95 % non-condensing
Supported languages	Chinese (Simplified), English, French, German, Japanese, Korean and Spanish
Warranty (year)	1



## ACCESSORIES (INCLUDED)

GP-2300	Protective cap and cord assembly
GP-2269	USB-A to USB-C cable (for charging and transfer of inspection results)
GP-2227	USB AC adapter (includes interchangeable plugs for Australia, Europe, North America and UK)

## ACCESSORIES (SOLD SEPARATELY OR INCLUDED WITH KITS)

GP-10-071	Small-sized soft carrying case
GP-10-116	Rigid carrying case
GP-2299	Compartmented plastic case for STIP and optical heads
GP-2302	Belt holster to carry FIP-500 and tips

a. Typical.

b. Full SFOV and partial LFOV.

c. Typical. Measured in eco mode – backlight 35% – Bluetooth/Wi-Fi off. One (1) single-fiber test per minute.

d. From FIP-500 body to the extremity of the adapter tip.

e. FIP-500 weight including optical head for multi-fiber (OHMF) and MPO UPC tip (STIP-MPO-U). Excluding the protective cap (GP-2300).

## ORDERING INFORMATION

## FIP-500-KIT-XX

## FIP-500 kits ■

- FIP-500-KIT-1 = MPO UPC inspection  
Includes FIP-500-1 with interchangeable multi-fiber optical head (OHMF), MPO/UPC SmarTip (STIP-MPO-U) and soft carrying case (GP-10-071)
- FIP-500-KIT-2 = MPO APC inspection  
Includes FIP-500-1 with interchangeable multi-fiber optical head (OHMF), MPO/APC SmarTip (STIP-MPO-A) and soft carrying case (GP-10-071)
- FIP-500-KIT-3 = MPO UPC and APC inspection  
Includes FIP-500-1 with interchangeable multi-fiber optical head (OHMF), MPO/UPC SmarTip (STIP-MPO-U), MPO/APC SmarTip (STIP-MPO-A) and soft carrying case (GP-10-071)
- FIP-500-KIT-4 = Single-fiber UPC bulkhead adapter and patchcord inspection  
Includes FIP-500-1 with interchangeable single-fiber optical head (OHSF), SC and FC/UPC bulkhead SmarTip (STIP-SC-FC-U), universal 2.5 mm UPC patchcord SmarTip (STIP-U2.5-U), LC/UPC bulkhead adapter SmarTip (STIP-LC-U), universal 1.25 mm UPC patchcord SmarTip (STIP-U1.25-U) and soft carrying case (GP-10-071)
- FIP-500-KIT-5 = Single-fiber APC bulkhead adapter and patchcord inspection  
Includes FIP-500-1 with interchangeable single-fiber optical head (OHSF), SC/APC bulkhead adapter SmarTip (STIP-SC-A), universal 2.5 mm APC patchcord SmarTip (STIP-U2.5-A), LC/APC bulkhead adapter SmarTip (STIP-LC-A), universal 1.25 mm APC patchcord SmarTip (STIP-U1.25-A) and soft carrying case (GP-10-071)

## FIP-500-1-XX-XX-XX-XX-XX

Configuration<sup>a</sup> ■

FIP-500-1 = Supports interchangeable optical heads

## RF option ■

**NRF** = Without RF version (for high-security data centers, government defense agencies, etc.)

Optical head<sup>b</sup> ■

**OHMF** = Multi-fiber optical head (MPO, duplex, etc.)  
**OHSF** = Single-fiber optical head  
**OHMF-A60** = Multi-fiber optical head with long-reach 60° angle  
**OHSF-A60** = Single-fiber optical head with long-reach 60° angle

Multi-fiber SmarTips<sup>c</sup> ■

STIP-MPO-U = SmarTip MPO/UPC for MPO 8/12/16 up to 4 rows  
 STIP-MPO-A = SmarTip MPO/APC for MPO 8/12/16 up to 4 rows  
 STIP-MPO-A-KL = SmarTip keyless MPO/APC for MPO 8/12/16 up to 4 rows<sup>d</sup>  
 STIP-OTIP-A = SmarTip for OptiTip® and HMFOC, APC male/female included  
 STIP-QODC-12-U = SmarTip for Q-ODC-12/UPC (12 fibers), male/female included  
 STIP-QODC-12-A = SmarTip for Q-ODC-12/APC (12 fibers), male/female included  
 STIP-IP9-MPO-A = SmarTip for IP9- MPO/APC 8/12/16 up to 4 rows  
 STIP-MMC-A = SmarTip for MMC 12/16/24 up to 2 rows

Duplex bulkhead SmarTips<sup>e</sup> ■

STIP-LC-DF-U = SmarTip for LC/UPC duplex bulkhead adapter  
 STIP-CS-DF-U = SmarTip for CS/UPC duplex bulkhead adapter  
 STIP-SN-DF-U = SmarTip for SN/UPC duplex bulkhead adapter  
 STIP-QODC2-DF-U = SmarTip for Q-ODC-2/UPC duplex bulkhead adapter  
 STIP-LC-DF-A = SmarTip for LC/APC duplex bulkhead adapter

Single-fiber SmarTips<sup>e</sup>

## Cord

STIP-U2.5-U = SmarTip for universal 2.5 mm, UPC patchcord  
 STIP-U2.5-A = SmarTip for universal 2.5 mm, APC patchcord  
 STIP-U1.25-U = SmarTip for universal 1.25 mm, UPC patchcord  
 STIP-U1.25-A = SmarTip for universal 1.25 mm, APC patchcord

## Bulkhead

STIP-ST-U = SmarTip for ST/UPC bulkhead adapter  
 STIP-SFADP-400 = FIP-500 adapter to support FIPT-400 single fiber tips  
 STIP-LC-A = SmarTip for LC/APC bulkhead adapter  
 STIP-LC-U = SmarTip for LC/UPC bulkhead adapter  
 STIP-LC-A-L = SmarTip for LC/APC extended bulkhead adapter  
 STIP-LC-U-L = SmarTip for LC/UPC extended bulkhead adapter  
 STIP-LC-A-A60 = SmarTip for LC/APC, 60° angle bulkhead adapter  
 STIP-LC-U-A60 = SmarTip for LC/UPC 60° angle bulkhead adapter  
 STIP-SC-FC-U = SmarTip for SC/UPC and FC/UPC bulkhead adapter  
 STIP-SC-A = SmarTip for SC/APC bulkhead adapter  
 STIP-SC-A-L = SmarTip for SC/APC extended bulkhead adapter  
 STIP-SC-U-L = SmarTip for SC/UPC extended bulkhead adapter  
 STIP-SC-U-A60 = SmarTip for SC/UPC 60° angle bulkhead adapter  
 STIP-FC-A = SmarTip for FC/APC bulkhead adapter  
 STIP-OTAP-A = SmarTip for OptiTap bulkhead adapter  
 STIP-E-2000-U = SmarTip for E-2000/UPC bulkhead adapter  
 STIP-E-2000-A = SmarTip for E-2000/APC bulkhead adapter  
 STIP-MU-U = SmarTip for MU/UPC extended bulkhead adapter  
 STIP-DLX-A = SmarTip for DLX hardened fiber optic bulkhead adapter

Example: FIP-500-1-OHMF-OHSF-STIP-MPO-U-STIP-MPO-A-STIP-U2.5-A-STIP-U2.5-U

- a. More than one optical head or SmarTip can be ordered together with the FIP-500.  
 b. Both optical heads can be purchased together.  
 c. Multi-fiber optical head required.  
 d. For MPO 8/12/16 up to 4 rows. Compatible with CommScope inverted key system.  
 e. Single-fiber optical head required.

**EXFO headquarters**    **T +1 418 683-0211**    **Toll-free +1 800 663-3936 (USA and Canada)**

EXFO serves over 2000 customers in more than 100 countries. To find your local office contact details, please go to [www.EXFO.com/contact](http://www.EXFO.com/contact).

For the most recent patent marking information, please visit [www.EXFO.com/patent](http://www.EXFO.com/patent). EXFO is certified ISO 9001 and attests to the quality of these products. EXFO has made every effort to ensure that the information contained in this specification sheet is accurate. However, we accept no responsibility for any errors or omissions, and we reserve the right to modify design, characteristics and products at any time without obligation. Units of measurement in this document conform to SI standards and practices. In addition, all of EXFO's manufactured products are compliant with the European Union's WEEE directive. For more information, please visit [www.EXFO.com/recycle](http://www.EXFO.com/recycle). **Contact EXFO for prices and availability or to obtain the phone number of your local EXFO distributor.**

For the most recent version of this spec sheet, please go to [www.EXFO.com/specs](http://www.EXFO.com/specs).

In case of discrepancy, the web version takes precedence over any printed literature.

The Bluetooth® word mark and logos are registered trademarks owned by the Bluetooth SIG, Inc.